

Studying the Particle Size Effect on Thermal Conductivity for Hybrid Particulate Composite.

Hind.w Abd Allah

Studying the Particle Size Effect on Thermal Conductivity for Hybrid Particulate Composite.

Hind.W Abd Allah

Dep. Of Physics, College of Science, University of Diyala

Received 4 April 2016

Accepted 18 May 2016

Abstract

In this research the thermal conductivity of the epoxy resin composites had studied characterized as operating particle size of filler. SiO₂ and MgO are used as filler with three different particle size (37,75 and 125 μ m) with volume fraction of 5%. Hybrid composite samples of both filler were prepared using same value of 2.5% of both in composite. The result shown enhancement in thermal conductivity value of composites compares with the pure and incensement with decreased the grain size of particles additives as a nonlinear relationship. The result given away thermal conductivity of EP/MgO composites better than the thermal conductivity EP/ SiO composite. The hybrid composite samples gives high values of thermal conductivity comparing with (Ep/MgO, EP/SiO₂) alone for all particle size.

Key word: Thermal conductivity, epoxy, filler, hybrid particulate composites, particle size.

Studying the Particle Size Effect on Thermal Conductivity for Hybrid Particulate Composite.

Hind.w Abd Allah

دراسة تأثير الحجم الحبيبي على التوصيلية الحرارية لمتراكبات دقائق هجينة

هند وليد عبد الله

قسم الفيزياء /كلية العلوم / جامعة ديالى

الخلاصة

في هذا البحث تمت دراسة التوصيلية الحرارية لمتراكبات الايبوكسي اعتماداً على الحجم الحبيبي للحشوات. تم استخدام دقائق اوكسيد المغنسيوم والسليكا باحجام حبيبية مختلفة $(37,75,125) \mu\text{m}$ وبكسر حجمي 5%. حضرت النماذج الهجينة من كلا النوعين من الدقائق بنسبة 2.5% لكل نوع الدقائق في المتراكب. اظهرت النتائج تحسن في قيم التوصيلية الحرارية للمتراكبات بالمقارنة مع المادة الاساس كما نلاحظ زيادة في قيم التوصيلية مع نقصان الحجم الحبيبي للمواد المضافة بعلاقة غير خطية. حيث بينت النتائج ان قيم التوصيلية الحرارية للمتراكب ايبوكسي - اوكسيد المغنسيوم افضل من قيم التوصيلية للمتراكب ايبوكسي - سليكا. اعطت نماذج المتراكبات الهجينة قيم عالية للتوصيلية الحرارية مقارنة بالمتراكب ايبوكسي - اوكسيد المغنسيوم و المتراكب ايبوكسي - سليكا لكافة الاحجام الحبيبية.

الكلمات المفتاحية: التوصيلية الحرارية، الايبوكسي، الحشوات، المتراكبات الدقائقية الهجينة، الحجم الحبيبي.

Introduction

Composites involving particles in a matrix are low cost and widely used. They are used in all plastics, natural and synthetic rubber, and in coating. Fillers used randomly in rubbers then phenolic resin were used recently with wood flour and cellulose to improve physical properties due to aspect ratio. Ideal fillers own physical properties including [1]. Polymers have low thermal conductivity compared with metal and many inorganic materials, to resist transfer of heat by conduction [2]. Materials exhibit obtain of preferred properties, polymers were used as a matrix material mixed with different kinds of fillers (fibers or particles). The thermal conductivity of composite materials which are represented as a multiphase substance depends upon the thermal conductivity of each face, the proportion of each phase, and the distribution of the phase [3]. Epoxy resin was chosen as a matrix due to its good adhesion with the fillers, having improved thermal steadiness resistance to chemical set about and resistance to the degradation [4]. In Particulate-polymer composites the mechanical properties had depended impressively on the particle size, particle-matrix interface adhesion and element loading. Particle size has an understandable effect on these mechanical properties [5]. Silica (SiO_2) was

Studying the Particle Size Effect on Thermal Conductivity for Hybrid Particulate Composite.

Hind.w Abd Allah

used with thermoplastic polymers to reduce the thermal conductivity and thermal expansion of polymers, mechanism of reinforcing with powders gives a high viscosity and good adhesion, depending on grain size of particles [6]. Materials with a far above the ground thermal conductivity rate must be selected to deal with this difficulty. The thermal conductivity ratio of the inorganic (MgO) is about 42W/m·K, which is around 32 times that of SiO₂ [7]. Literature is replete with the use of Particulate Composites material. Zhang et al explored the mechanical and wear properties of (SiC) and alumina (Al₂O₃) whisker- reinforced epoxy composites. Silicon carbide and alumina whiskers can considerably get better the bending properties and wear resistance of the polymer composites [8]. Calinet al studies effect of kind of particles and ratio reinforced on porosity and thermal conductivity in aluminum -MgO composites of 5%, 10% and 15% RVR produced by melt rousing MgO particle with particle size of –105 μm were recycled as filler [9]. Zou et.al reported mechanical and dielectric weakness in the EP-SiO₂ nanocomposites at different relative humidities and temperatures [10].

Experimental Work

1. Materials used:

Epoxy resin type (Quick mast 105) was provided by DCP Company / Jordan with specific gravity (1.04) is second-hand with its hardener in ratio (1:3).The epoxy was uniform with a hardener in a container to form a mixture was made use of preparation composites.

The volume fraction of matrix and reinforcement material is calculated from the following equations [11].

$$\rho_c = \sum V_i \cdot \rho_i = V_1 \cdot \rho_1 + V_2 \cdot \rho_2 + \dots + V_n \cdot \rho_n \quad \dots\dots\dots(1)$$

$$V_p = \frac{\rho_c}{\rho_p} W_p \times 100\% \quad \dots\dots\dots(2)$$

$$V_m = \frac{\rho_c}{\rho_m} W_m \times 100\% \quad \dots\dots\dots(3)$$

$$W_p = \frac{w_p}{w_c} \times 100\% \quad \dots\dots\dots(4)$$

Studying the Particle Size Effect on Thermal Conductivity for Hybrid Particulate Composite.

Hind.w Abd Allah

$$W_m = \frac{W_m}{W_c} \times 100\% \quad \dots\dots\dots(5)$$

$$W_p + W_m = 1 \quad \dots\dots\dots(6)$$

$$V_p + V_m = 1 \quad \dots\dots\dots(7)$$

Where :

W_m, W_p, W_c : weight matrix, particle, composite respectively .

V_c = (length *width * thickness) of sample

V_m, V_p, V_c : volume fraction of (matrix, particle, composite) respectively

ρ_m, ρ_p : the density of matrix and particle respectively (g/cm^3) .

Reinforcing Materials:

SiO₂, MgO particles of three different particle sizes (37, 75,125) μm were weighted by percent volume(5%) and then mixed with epoxy as (epoxy resin-SiO₂) and (epoxy resin- MgO) composites, as well as epoxy polymer reinforced hybrid particles (2.5 %SiO₂- 2.5% MgO) at the same value.

2. Sample Preparation

Hand lay-up molding was used for preparing the samples under test .The epoxies consist of two parts, resin and hardener which need to be uniform in 3:1 volumes to form the epoxy as matrix . For preparing samples after adding the filler, a weighted amount of SiO₂ /MgO powders were first carefully mixed with a deliberate volume of epoxy. Then a half volume of hardener was added and the result mixture was well mixed so as to obtain the same composition .The samples for thermal conductivity measurement were made in the form of circular disk with a radius 4cm.

3. Thermal conductivity

The thermal conductivity under steady conditions is the amount of heat flow in unit time through a unit area of body caused by a unit thermal gradient [12]. The heat transfer process

Studying the Particle Size Effect on Thermal Conductivity for Hybrid Particulate Composite.

Hind.w Abd Allah

depends upon structure and state of the thermal substance and temperature difference between any two points. Mainly there are two mechanisms for heat transfer through a solid substance [13]. In solid conductor the free electron and lattice vibration are the dominant mechanism of heat transfer the phonons are the unique mechanism in solid insulator substance [14].

The thermal resistance is reason by assorted kinds of phonon scattering methods: phonon-phonon scattering, boundary scattering and imperfection or impurity scattering. In order to maximize the thermal conductivity these phonon scattering procedure must be minimized. The scattering of phonons in composite materials is mostly unpaid to the interfacial thermal blockader [15]. The thermal conductivity under steady conditions is the quantity of the heat flow in unit time through a unit area of a body caused by a unit thermal ascent.

$$J = -K(dT/dx) \dots \dots \dots (1)$$

where J: flux of the thermal energy transmitted across a unit area per unit time. K: is the thermal conductivity coefficient. dT/dx: is the temperature gradient.

This equation used only for study state of thermal flow and when the thermal flux does not change with time. The minus sign means that the transfer of heat is starting from hot part to the cold part. [16].

The theoretical thermal conductivity (K) is calculated by the following equation(2):

$$K = \left(\frac{T_B - T_A}{d_s} \right) = e \left[T_A + \frac{2}{r} (d_A + \frac{1}{4} d_s) T_A + \frac{1}{2r} d_s T_B \right] \dots \dots \dots (2)$$

The heat loss (e) through the unit time (second) and through the area (m²) is calculated by the following formula

$$H = IV = \pi r e^2 (T_A + T_c) + 2\pi r e \left[d_A T_A + d_s \frac{1}{2} (T_A + T_B) + d_B T_B + d_c T_c \right] \dots \dots \dots (3)$$

V=Voltage across the terminal of heating (volt)

I=Electric current pass though heating (Ampere)

T_a, T_b, T_c Temperature across the copper disks(1,2,3)(k)

da, db and dc= Thickness of the brass disks (m)

ds= Thickness of the composite specimen (m)

Studying the Particle Size Effect on Thermal Conductivity for Hybrid Particulate Composite.

Hind.w Abd Allah

In this work, the Lee's disk technique is used for measuring the thermal conductivity. The geometry of the specimens are $r=2\text{cm}$, $I=1.5\text{ amp.}$, $V=6\text{V}$ When heat source is switched on and the whole is left to equilibrate .

Results and Discussions

The results of thermal conductivity of EP/MgO in different particles size in Table (1) showed that thermal conductivity is decreasing with increasing of MgO particle size of EP/MgO .The effect of different reinforcing particles (MgO,SiO₂) to epoxy composite is shown at different mixing ratios of particle size on the thermal conductivity. It is clear that the thermal conductivity (W/m.°C) increased with decreasing the particle size ratio from add MgO filler with improvement results for addition for both reinforced particles system (MgO,SiO₂).This is the significant attentiveness at which MgO particles start making contact with each additional and so the concrete size of the agglomerates happen to large. Accordingly, the heat conduction presentation of epoxy resin composites incorporate MgO go beyond prospect. With addition of 37 μm of MgO, the thermal conductivity of epoxy composite improves by about 226 %. In filled polymer composites, fillers are associated and conduction networks are produced in the case of high filler contented. The fillers are remote by the matrix in the container of small filler satisfied [17].

Table (1) thermal conductivity of epoxy and EP/MgO in different particle size

S.NO	Type of specimen	K(W/m.k)
1	EP	0.34
2	EP/MgO at (125) μm	4.3
3	EP/MgO at (75) μm	5.6
4	EP/MgO at (37) μm	7.3

Figure (1) shows the thermal conductivity curve of epoxy after addition MgO in different particle size. Thermal conductivities of all composites increase with filler content, and the trends are similar. The curves can be modeled into three stages .The thermal conductivity increases more rapidly in first stage than in the second and third stages. The turning point from stage 1 to stage 2 appears at large MgO particle size content for composites with the smallest

Studying the Particle Size Effect on Thermal Conductivity for Hybrid Particulate Composite.

Hind.w Abd Allah

particle size. The thermal conductivity of filled polymer systems can be affected to a great extent by surface treatment of the particles. The surface action improves the make contact with between particles and the polymer matrix, decreasing the interfacial thermal resistance. Therefore, the transport of energy during the filler-polymer interface amplifies. In addition the adapted polymer appearance a structure around the particle, which may b different from the structure of the polymer matrix in the bulk [18]. In a few luggages the physico-chemical micro- and macro-properties of the interfacial level play a more significant function than the properties of the character mechanism [19].

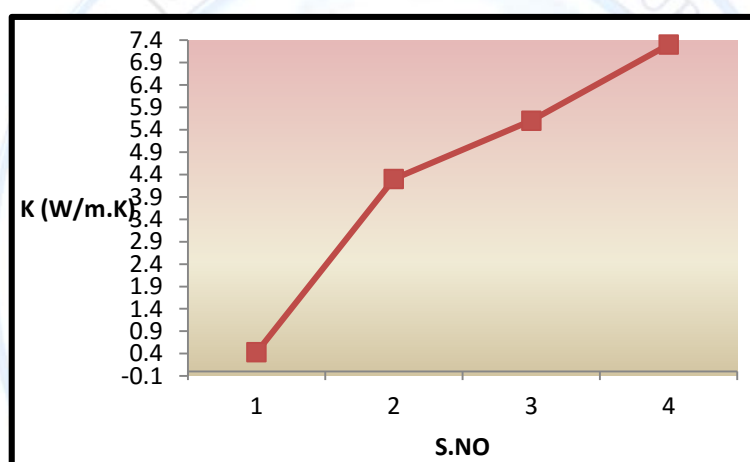


Fig.(1) thermal conductivity of EP/MgO in different particle size.

Figure (2) shows the thermal conductivity curve of epoxy after addition SiO_2 in different particles size with SiO_2 in different particles size. Thermal conductivity of epoxy/ SiO_2 composite decreases with increasing particle size, whereas thermal conductivity results of the epoxy/ SiO_2 composites show lower values of thermal conductivity than other MgO composites . This may be attributed to the increase in polymer free volume, since polymeric chains are pushed apart by the increasing quantity of particles resulting in lower crosslink density and reduced thermal conductivity. In addition, it could also be due to the adsorption of on the surface of SiO_2 particle, which may alter the reaction weaken the network of epoxy polymer, thus resulting in lowering of thermal conductivity [11].

Studying the Particle Size Effect on Thermal Conductivity for Hybrid Particulate Composite.

Hind.w Abd Allah

Table (2) thermal conductivity of epoxy and EP/MgO in different particles size .

S.NO	Type of specimen	K(W/m.k)
1	EP	0.34
2	EP/SiO ₂ at (125) μm	2.2
3	EP/SiO ₂ at (75) μm	4.2
4	EP/SiO ₂ at (37) μm	6.3

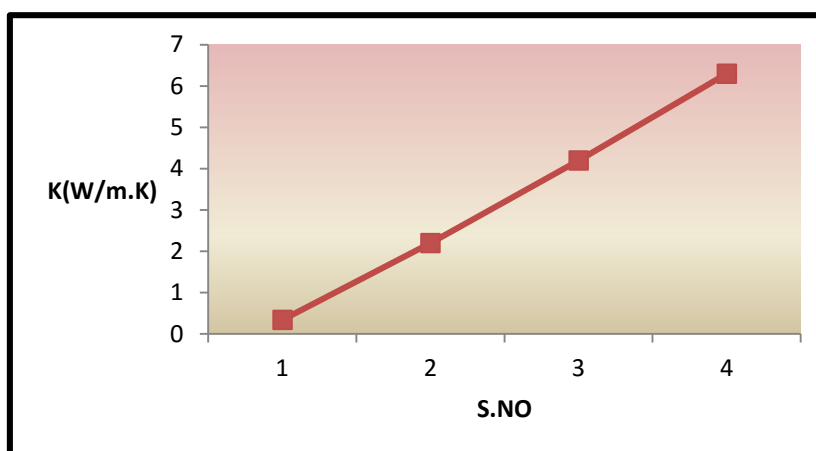


Fig.(2) thermal conductivity of EP/SiO₂ in different particles size .

Table (3) shows the values the thermal conductivity curve of epoxy hybrid particular composite in different particles size. Fig (3) thermal conductivity of epoxy composite increases with decreasing particles size of hybridization particles material. The addition of moreover SiO₂ or MgO filler to the epoxy reason an likely increase in the soften temperature compared with the untaken matrix (EP) . The viscosity of a filled plastic is a purpose of the volume ratio of the filler to the resin. MgO has a elevated density than SiO₂, which results in a inferior viscosity. The results show that the percentage of MgO filler in the composite has a small consequence on softening temperature. This is increase in thermal conductivity contrast with unfilled epoxy that of SiO₂- filled in composite. The MgO-filled composite as well had a upper thermal diffusivity than SiO₂-filled, connotation thermal transport happen more rapidly in the MgO-filled composite [5]. This is due to the surface area of the record be greater distance particle size interfaces between the record be less when the relay to break the weight and size of the largest particle softer and therefore have influence clear on thermal conductivity. In addition, the

Studying the Particle Size Effect on Thermal Conductivity for Hybrid Particulate Composite.

Hind.w Abd Allah

reinforced material has a crystalline structure in which the atoms are arranged in accordance with the three-dimensional crystalline network [20] .

Table (3) thermal conductivity of epoxy and EP/SiO₂/MgO (hybrid particular composite) in different particle size.

S.NO	Type of specimen	K(W/m.k)
1	EP	0.34
2	EP/SiO ₂ /MgO at (125) μm	5.3
3	EP/SiO ₂ /MgO at (75) μm	7.1
4	EP/SiO ₂ /MgO at (37) μm	8.4

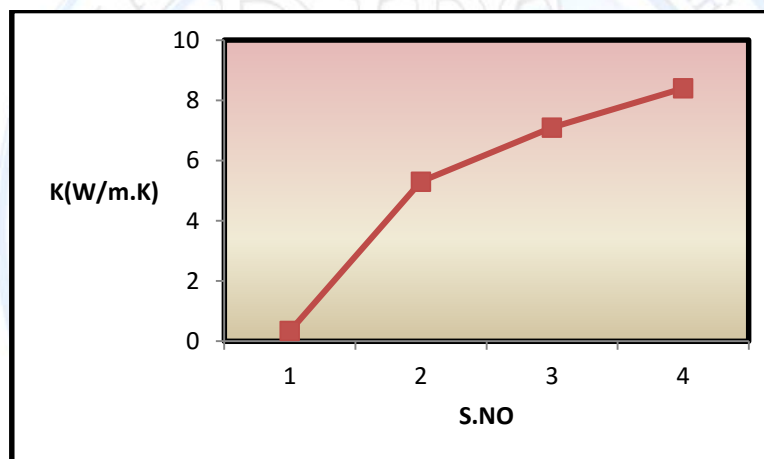


Fig.(3) thermal conductivity of (EP/SiO₂/MgO hybrid particular composite) in different particles size .

Fig.(4) shows the difference of thermal conductivity as a gathering of particle size. The thermal conductivity after hybridization is better than the thermal conductivity without EP/ MgO composite and EP/SiO₂ composite. For the hybrid filled composites, it is experied that the resulting in high stuffing density of fillers in matrix, and thus heat conductive networks are simply formed in epoxy matrix. In addition, it can also be experied that some MgO particles are encrusted by epoxy, indicating a strong interfacial adhesion between filler and epoxy. The good quality adhesion of filler and epoxy is one of the important assistance to modify the properties of the composite [6]. Lastly, the experiential nature in this procedure EP/MgO

Studying the Particle Size Effect on Thermal Conductivity for Hybrid Particulate Composite.

Hind.w Abd Allah

composite is connected with moderately big bulk voucher. Their additional study is defensible for slighter sized application (e.g., dimensions of hundreds of micrometers such as those second-hand in semiconductor packaging) to see if and how thermal conductivity and moisture absorption individuality are more diverse than what were experiential in this paper.

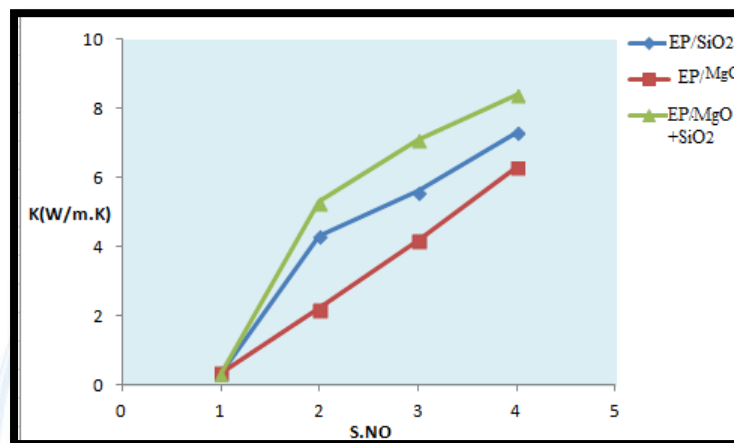


Fig.(4) shows the variation of thermal conductivity $K(W/m.K)$ as a function of particle size of epoxy reinforcement (SiO_2/MgO /hybrid particles).

Conclusion

Thermal conductivity increase after adding fillers , the used of MgO particles improved thermal conductivity of epoxy resin better than SiO_2 particles due to the high surface to volume ratio of MgO particle. Thermal conductivity increased with decreasing particles size to both reinforced materials. The thermal conductivity after hybridization is better than the thermal conductivity without epoxy / MgO composite and epoxy / SiO_2 composite.

Studying the Particle Size Effect on Thermal Conductivity for Hybrid Particulate Composite.

Hind.w Abd Allah

References

1. Bhatnagar M. S, "A Textbook of Polymers [Chemistry and Technology of Polymers], (Processing and Applications)"; Volume II, S. Chand & Company Ltd; 1st Ed.; 2004.
2. Bushra H. Musa, " Effect of Glass Powder on Some Mechanical Properties of Polymer Matrix Composite Material", Journal of Al-Nahrain University Vol.17 (2), June, (2014), pp.108-115.
3. stanislav rangelov and stergios Pispas; "Polymer Hybrid Nanoparticles From Synthesis to Biomedical Applications ." Taylor & Francis Group, LLC , (2014).
4. S. Singha and M. J. Thomas: "Permittivity and Tan Delta Characteristics of Epoxy Nanocomposites" Express Polymer Letters, 2(1) (2008) 40–48 .
5. Nakamura Y, Yamaguchi M, Okubo M, Matsumoto," Effects of particle size on mechanical and impact properties of epoxy resin filled with spherical silica." J Appl Polym Sci (1992).
6. Ebeuele & Robert Oboigbaotor; "Polymer Science and Technology"; CRC Press, New York; (2000).
7. In-Bum Jeong, Joung-Sik Kim, Jong-Yong Lee, and Jin-Woong Hong ," Electrical Insulation Properties of Nanocomposites with SiO₂ and MgO Filler." Transactions on Electrical & Electronic Materials, Vol. 11, No. 6, pp. 261-265, December 25, (2010).
8. B. Shivamurthy, Siddaramaiah and M.S. Prabhuswamy," Influence of SiO₂ Fillers on Sliding Wear Resistance and Mechanical Properties of Compression Moulded Glass Epoxy Composites." Journal of Minerals & Materials Characterization & Engineering, Vol. 8, No.7, (2009).
9. Recep Calin, Muharrem Pul , Zühtü Onur Pehlivanli ," The Effect of Reinforcement Volume Ratio on Porosity and Thermal Conductivity in Al-Mgo Composites." Materials Research, Vol.15,No.6, (2012) .
10. C.Zou , M.Fu , J.C. Fothergill , S.W. Rowe , IEEE conf. On elect. Insulation and dielectric phenomena , 15-18 Oct.(2006) , P.321-324 .
11. Deborah. L. Chung "Composite Materials Science and Applications" Second Edition Springer-Verlag London Limited, (2010) .

Studying the Particle Size Effect on Thermal Conductivity for Hybrid Particulate Composite.

Hind.w Abd Allah

12. Kittel C. "Introduction to Solid State Physics" 4th Ed. Wiley Eastern Privat, pp 185-187,(2005) .
13. Intropora F.P, Dewitt D. P., Bergmah L. and Lavine A. S. "Fundamentals of Heat and Mass Transfer" 6th Ed, John Wiley and Sons, pp 1-5,(2007).
14. Abdul-Ati M. I., Hemeda O. M., Mosaad M. M. and Hemeda D. M. "Thermal Properties of Pure and Doped (Polyvinyl-Alcohol) PVA" J. Thermal Anal, Vol. 42, 1113-1122, (1994).
15. H. I. Jaafar and A. A.Kareem," Effect of SiC particles and water absorption on thermal conductivity of epoxy reinforcement by (bi-directional) glass fiber." Iraqi Journal of Physics, Vol. 9, No.14,(2011).
16. Francis Cardarelli, "Materials handbook", Springer-Verlag, London, (2000).
17. M. SAHU ," A Study on Thermal Characterstics of Polymer composites filled with micro sized TiO₂ partials ." Master Thesis Department of Mechanical Engineering National Institute of Technology Rourkela , India ,(2014).
18. Shao-Yun Fu, Xi-Qiao Feng, Bernd Lauke, Yiu-Wing Mai ," Effects of particle size, particle/matrix interface adhesion and particle loading on mechanical properties of particulate–polymer composites." Composites: Part B 39. (2008).
19. Khalil Ahmed, Shaikh Sirajuddin Nizami, Nudrat Zahid Raza and Khalid Mahmood," Mechanical, swelling, and thermal aging properties of marble sludge-natural rubber composites." International Journal of Industrial Chemistry ,Vol .3, NO.21,(2012).
20. E.A.Ekimov, N.V. Suetin, A.F Popovich," Effect of Microstructure and grain size on the thermal conductivity of high pressure sintered diamond composities", J. Inorganic Materials, Vol.44, No.3 (2008).