

Study Of Diffusion Influence Materials Of Copper-Zinc-Steel On The Hardness And Micro Hardness Under Heat Treatment.

Ali Adwan H.

Material department/ College of engineering / Diyala University

Email : aliadwanh@gmail.com

Abstract

Low melting metals like zinc used in this research to promote increasing of diffusion process with presence of pure powder of copper., this metals have good corrosion resistance in chemical and environmental conditions by making thin film to hardening surface of rod of stainless steel 18/8Ni-Cr under heat treatment condition at 890c above eutectic line to reached austerite zone and under this line at 600c to obtained re-crystallization annealing and 400c⁰ at sufficient time 90min..chemical composition ,hardness ,micro-hardness ,and micro structures were investigated to track the effectiveness of diffusion zinc-copper melting in different s points.

Keyword :Heat treatments, re-crystallization, Micro Hardness, stainless steel.

Paper History: (Received: 15/1/2018; Accepted: 13/2/2018)

Introduction

Ordinary uses metals and ceramics materials as a coated films to protect steel alloys part with different methods like galvanization and immersion method in melting metals especially when this part exposed to chemical and environmental condition. These materials used in different thickness on the external surface according to working requirement. But in the same time thickness of coating materials gives new base materials surroundings of the base metals. hardness one of important properties on the external surface of metals especially moving or rotating parts needed wear resistance. This corrosion resistance protecting by uses ceramics or powder metallurgy coating ,but when we use this part to chemical condition coating of low melting metals should be less cost and become economical. This method with presence of heating or thermal condition contribute to obtained diffusion with different proportion depend on the time and heating condition (Fick's laws of diffusion) [1]. Zinc and copper alloys are uses for long periods as a protection coated metals with steels alloys at different

percentage if the weight and cost important .depend on the (Zn-Fe) and (Zn-Cu) phase diagrams as shown in the figures [1], we uses powders of 95% zinc and 5% coppers metals to obtained melting alloys surrounding by rod of steel [2] .diffusion of atomic zinc and copper will be expected to gives thin film change the hardness and micro hardness of base metals so that what study in this research

2. Experimental Work

2.1 Material Uses:

A-Rod Ø5mm×15mm stainless steel 18/8.

B-powder 95g from pure zinc metal.

C-powder 5g from pure copper metal.

D-quartz tube (Ø20mm×100mm).

2.2 Preparation sample:

Mixed powder of zinc and copper before putting it together with rod of steel in the quartz tube .

1. Heating sample in the furnace at 890c⁰ for 30 min.
2. cooling sample to 600c⁰ in the furnace for 30 min.
3. cooling sample to 400c⁰ in the furnace for 30 min.
4. cooling it at room temperature and polished sample after cutting it in the middle .
5. Examine hardness ,micro-hardness ,micro-structure, and chemical composition by using (CSM instrument).

3. Results And Discussion

1. point 1. At rod of stainless steel before heat treatment.
2. point 2. At 2µm surrounding steel rod (zinc -copper melting zone) after heat. Treatment.
3. point 3. At 5µm surrounding steel rod after heat treatment.
4. Hardness and micro-hardness results at the steel rod and surrounding melting zone shown in the table-1
5. micro-structure of stainless steel rod and surrounding zn-cu melting alloy.

Test point were selected surrounding and on the st. steel rod to investigated diffusion zn-cu affected under

heat treatment at 890c⁰ where obtained austenite phase ,in this temperature diffusion process was take place in very fast due to energy and dissolved carbides of cementite (Fe3C).At the same time at 600c⁰ has enough time to produce coating layer surrounding stainless steel rod or matrttenstic phase at room temperature.

So hardness and micro-hardness results were clear decreasing because of influence of zinc and copper diffusion through martensite crystals .That can be clearly seen at results of chemical composition of points selected to investigation.

This process also known as homogenizing annealing, is employed to remove any structural non-uniformity .Dendrites, columnar grains and chemical in homogenize are generally observed in the case of ingots, heavy plain carbon steel casting, and high alloy steel castings. These defects promote brittleness and reduce ductility and toughness of steel.In diffusion annealing treatment, steel is heated sufficiently above the upper critical

temperature (say, 1000-1200°C), and is held at this temperature for prolonged periods ,usually 10-20 hours, followed by slow cooling.

4. Conclusions

1. To obtained homogenize coating film and surface hardening goes with protection condition we must investigate the heat treatment and temperature used depending on percentage of zinc and copper.
2. low melting metals like zinc or bismuth elements can be used as a coating film of steel and stainless steel with copper to produced inter metallic phase to promote increasing corrosion resistance.
3. Wear resistance decreased at moving and rotating parts due to films obtained of low melting metals.

Acknowledgment

I would like to acknowledge receipt of Ural Federal University Physics of Metals and Heat Treatment department Yekaterinburg, Russia.

References

[1] V.I. Bokshitskii, A.M. Glezer, E.K. Zakharov, G.A. Sveshnikova *Metal Sci. Heat Treat.*, 39 (1997), pp. 38-41.

[2] T.T. Sasaki, M. Barkey, G.B. Thompson, Y. Syarif, D. Fox.

[3] Mater. Sci. Eng. A, B. Tuck, *Atomic Diffusion in III-V Semiconductors* (Hilger, Bristol, 1988), 528 (2011), pp. 2974-2981.

[4] D. B. Darby, DPhil. Thesis, Oxford University, Department of Metallurgy and Science of Materials (1979).

[5] A. G. Gad-Allah, M. M. Abou-Romia, M. W. Badawy and H. H. Rehan. Passivity of ?-brass (Cu?Zn/67?33) and its breakdown in neutral and alkaline solutions containing halide ions. *Journal of Applied Electrochemistry*, (1991)21:9, 829-836.

[6] T.M.H. Saber and A.A. El Warraky. (1993) Electrochemical and spectroscopic studies on dezincification of α -brass. *Desalination* 93:1-3, 473-486. Online publication date: 1-Aug-1993.

[7] R.K. Dinnappa and S.M. Mayanna The dezincification of brass and its inhibition in acidic chloride and sulphate solutions. *Corrosion Science* 27:4, . (1987) 349-361. Online publication date: 1-Jan-1987.

[8] L. Horner and E. Pliefke. (1986) Inhibitoren der Korrosion 31 (1). Beitrag zur Inhibierung der Korrosion von Zink und Messing. *Materials and Corrosion/Werkstoffe und Korrosion*37:8, 457-463.

Table.1 Chemical co. before h.t

Element	Wt%	At%
SiK	00.74	01.44
TiK	00.80	00.92
CrK	18.09	19.09
MnK	01.54	01.54

FeK	69.76	68.54
NiK	09.07	08.47




Table.2Chemical co. after h.t

Element	Wt%	At%
SiK	00.19	00.44
TiK	00.24	00.32
CrK	01.63	02.00
MnK	00.31	00.36
FeK	07.01	08.03
NiK	01.33	01.45
CuK	01.04	01.05
ZnK	88.24	86.34



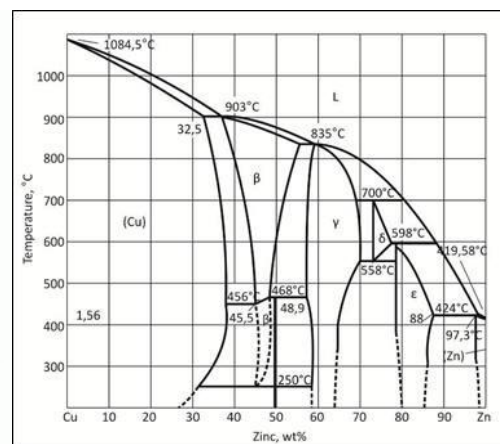
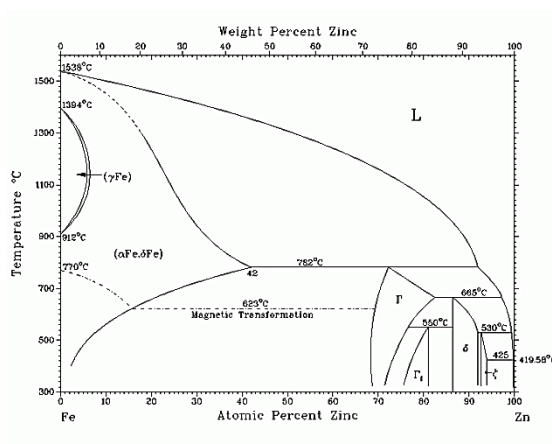


Table.3Chemical co.

Element	Wt%	At%
CrK	00.93	01.15
FeK	03.94	04.57
NiK	00.53	00.59
CuK	03.85	03.92
ZnK	90.75	89.78

Table.3 Hardness and micro hardness before and after heat treatment

Micro hardness of St .steel rod before H.T HV	Micro hardness after H .T+ZN+CU HV	Hardness HRC before H.T	Hardness HRC after H.T+ZN+CU
400	290.5	37.0	23
461	359.8	38	23
430.5	334.2	40.2	24
462.6	299.8	38	22
440.5	355	45	26
450	289.2	39	23



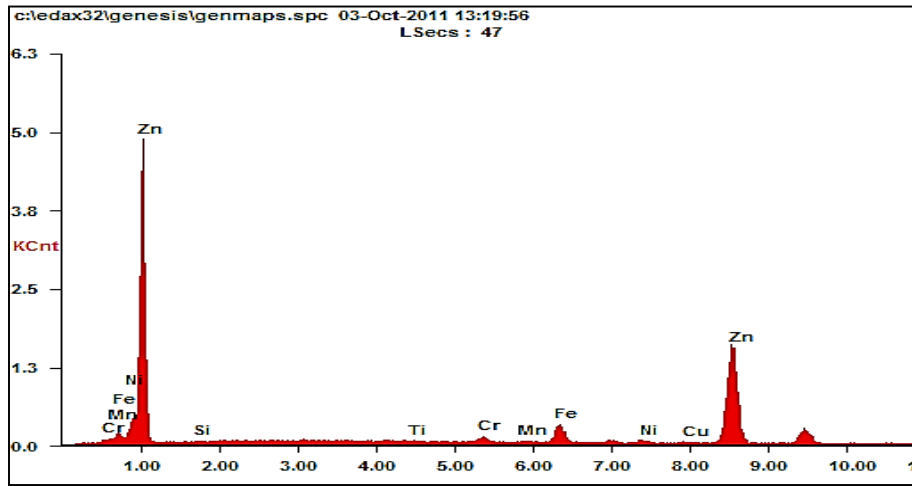


Fig.[1](Zn-Cu)-(Zn-Fe) phase diagram

Fig.2 XRD surrounding rod treated

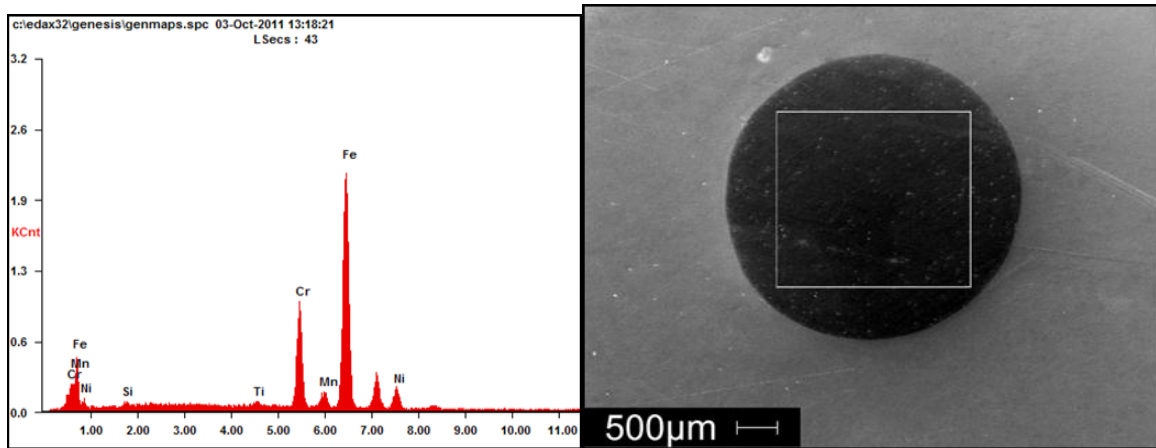


Fig.3 XRD heat treated st . steel rod




Fig.4 Martensitic stainless-steel

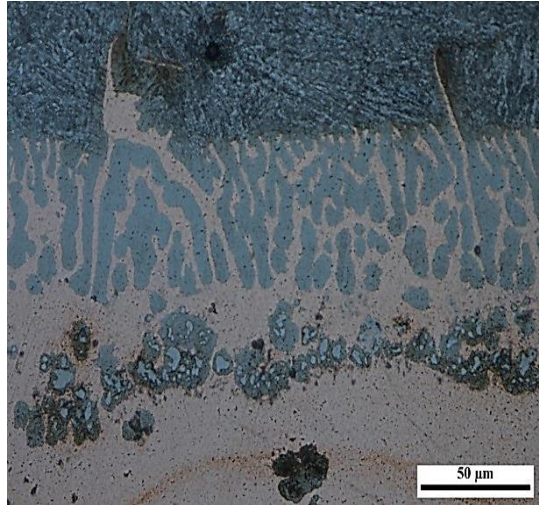


Fig.5 diffusion Zn-cu in rod